

## Built Right

One installation and you will agree that VENTINOX chimney lining system helps in building your business, your reputation and good customer relations. No other lining system can match VENTINOX relative ease of installation and it's lifetime of top performance.

### Professional Installation Method

Precision engineered, VENTINOX is lightweight but tough, easy on your back, yet doesn't pull apart or tear during installation. Available in 1" increments for 3" through 12" including 5.5" diameters, VENTINOX can be ovalized to fit most any chimney chase. Our components features a mechanical locking band that zips onto the liner with only a nut driver. No need for pop rivets, no need to drill holes in the liner.

### Features Your Customers Want

Homeowners prefer a penetration free, one piece and seamless connection from the heat source to the outside of their home. They appreciate that flue gases and condensation stay well contained and cannot do harm to their families or homes'

Homeowners appreciate that we start with a high performance stainless steel alloy and precision weld it to form an air and watertight flue. They like that VENTINOX offers long term, trouble free operation and is backed by a lifetime warranty from a solid, reliable manufacturer.

VENTINOX is flexible and comes in eleven different diameters to fit into existing chimneys without disturbing the living quarters or making a mess for the homeowner.

Maintenance is efficient and inspection easier to perform.

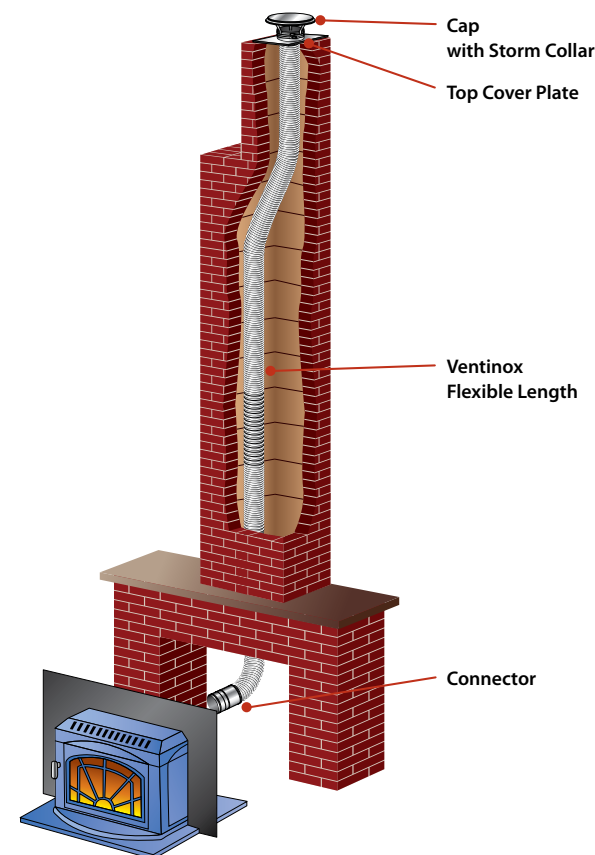
## Build Confidence

The lifetime solution to venting modern gas, oil, and solid fuel heating equipment

### Worried About Carbon Monoxide?

While detectors only signal a problem, VENTINOX provides the solution. It safely guides poisonous flue gases away from the heat source and out of the home.

VENTINOX keeps customers and their heating equipment breathing easy.



## We Support You

### Professional Technical Help

DuraVent prides itself on providing the best customer service and technical support in the industry.

Our Customer Support Team is available to answer technical questions, set up training seminars, request literature, and much more.

### California:

Monday – Friday, 7am – 4pm PST  
800-835-4429  
Fax: 707-446-4740  
techsupport@duravent.com

### New York:

Monday – Friday, 8:30am – 5pm EST  
800-835-4429  
Fax: 518-463-5271  
sales@duravent.com

### Professional Marketing Materials

We have a large selection of literature, promotional apparel, hats and much more. DuraVent offers a Registered Dealer Program, once qualified, you are listed on our website and directly receive leads for inquiries in your area. We have the right product and marketing tools to add credibility to directly grow your business.

Call Customer Service at 800-835-4429 or email [customerservice@duravent.com](mailto:customerservice@duravent.com) to order literature. Visit our website for catalogs, installation instructions, online store, and more.

For more information on relining gas, oil or solid fuel flues contact your local VENTINOX Distributor or DuraVent.




Ventinox®  
Welded, flexible relining  
for masonry chimney.  
UL 1777 and ULC S635.

# Ventinox®

**DuraVent**  
Member of M&G Group



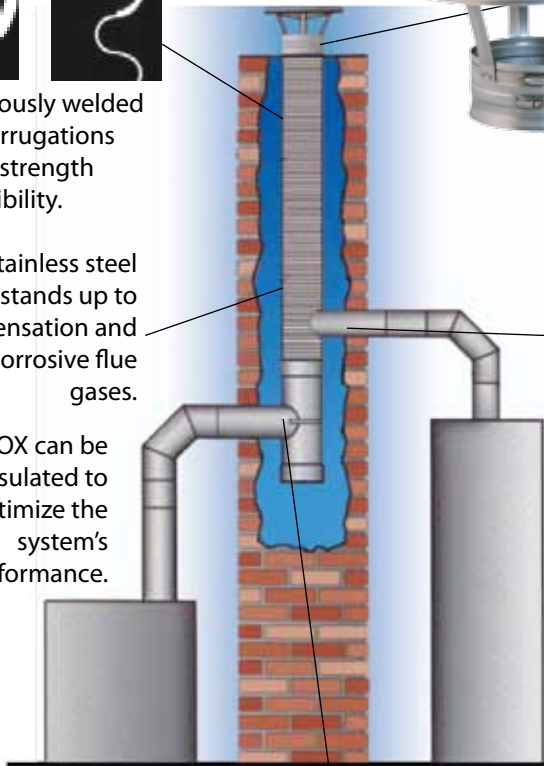
VENTINOX is available in 3" through 12" diameters & can be shaped into oval sizes.




Continuously welded spiral corrugations provide strength and flexibility.

Our stainless steel stands up to condensation and corrosive flue gases.

VENTINOX can be insulated to optimize the system's performance.




Raincap minimizes back pressure & keeps the outside of the chimney clean.



**VENTINOX: the fastest, most reliable & proven venting technology with Locking Band System**

We believe that VENTINOX, with its exclusive components and welded design, provides for the most professional installation. VENTINOX is the chimney professional's choice.

Top Plate supports VENTINOX and keeps water out of the chimney cavity.



Universal Take-off makes connecting one or more heaters possible.

**Proper draft prevents the production of carbon monoxide**

With VENTINOX you create a flexible, seamless, gas and watertight system that safely guides poisonous flue gases, including carbon monoxide, away from the heat source and out of your customers' homes.

VENTINOX is a proven winner. With an unblemished record in both the United States and Europe, VENTINOX provides more than 30 years of reliable performance for venting gas, oil and solid fuel. No other system can compare!

VENTINOX is the smart alternative to temporary aluminum and inferior stainless steel vent systems or clay tile liners. No news here...to do the job once is still the safest and most cost-effective solution.



UL Listed to UL 1777 and ULC S635 (MH11476)



The Swivel Adaptor can be attached to the Tee Body, the installer can reach through the Thimble and turn the Tee Body ONLY, without having to rotate the entire liner within the chimney.



Tee has a removable Snout for easy installation.

# VENTINOX® and Components Are A Professional's Wish Come True!

The VENTINOX® System is designed to upgrade substandard chimneys and/or to match vent size to the requirements of heating appliances. The following is a brief overview of a typical installation. Detailed installation instructions can be found at [www.duravent.com](http://www.duravent.com).



1. Measure from chimney top to flue inlet. Add 6", then cut VENTINOX.



2. Secure Tee body with Tee Cap to liner.



3. Insert VENTINOX into chimney.



4. Feed liner through Snout's drawband, then fasten.



5. Secure VENTINOX on top with Top Plate and Storm Collar.



6. Trim excess liner and Top Plate, then attach Raincap.



7. If needed, cut Universal Take-off hole into VENTINOX.



8. Fasten and seal Universal Take-off to VENTINOX.



9. Make a final connection between flue outlet and heater.