




DuraVent Approval for Westinghouse



DuraVent has received approval for the use of the following adapters on the following Westinghouse appliances:

NO.	IMAGE	ORDER NUMBER	APPLICATION	WESTINGHOUSE APPLIANCES
1		3PPS-AD-M 4PPS-AD-M	Use to connect Polypro vent system to an appliance outlet. Double female adapter - one end accepts PVC male pipe and the other accepts Polypro male pipe. Locking Band is required on the female PP end.	WBR, WBC WBRE, WBCE WBRU WBRC WGRGH WGCGH WGRT WGRTC WGRTP WGC, WGR WGCM
2		2PPS-ADL 3PPS-ADL 4PPS-ADL	Use to adapt rigid Polypro pipe length to the inside of the PVC/CPVC coupler or other plastic/metal appliance outlet. Must be used with <i>Adapter Connector for flue gas</i> . Includes 1 Adapter Connector clamp.	WBCMC
3		5PPS-05PVCF-5PPF 6PPS-06PVCF-6PPF 8PPS-08PVCF-8PPF	Use to directly connect Polypro to a male PVC Pipe appliance outlet. Seals on the O.D. of the PVC pipe and has a clamp. No adapter connector and/or Locking Band required.	WBCMC WBCET

For more information, please visit:

<http://westinghouse.com>

For current pricing and availability, please call customer service at (800) 835-4429.

Information published in all DuraVent bulletins is current at time of publication and is subject to change without notice.